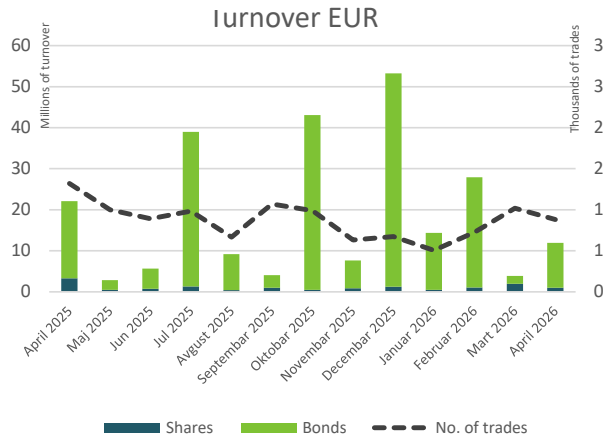


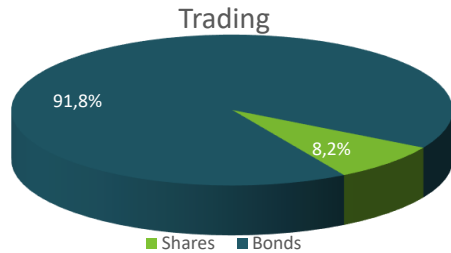


Belgrade Stock Exchange Monthly Report

April 2026

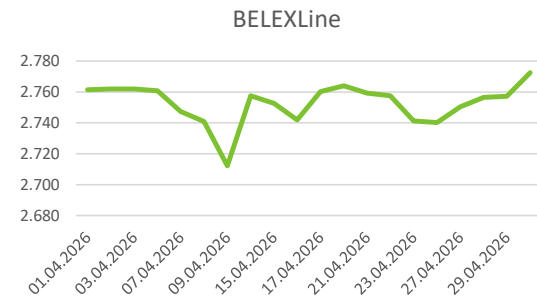
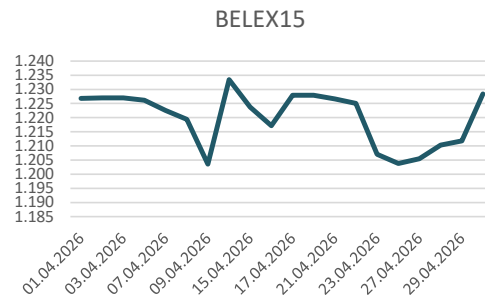


Segment	Total Turnover EUR	Trades
Prime Listing Shares	253.738	76
Prime Listing Bonds	10.926.836	500
Open Market Shares	527.482	181
MTP Shares	197.291	123
Total:	11.905.346	880



Total Market Capitalization (Shares) EUR: 4.197.945.701

Index	Last	Index Market Cap EUR	% Of Total Market Cap	Trades	Turnover EUR	Mothy Change	YTD
BELEX15	1228,38	1.493.647.746	35,58%	185	693.306	0,13%	-3,67%
BELEXLine	2772,51	1.696.410.282	40,41%	237	739.061	0,40%	-2,71%



Top 5 traded shares						
Issuer	Ticker	Price RSD	Turnover EUR	% Change	Trades	
Aerodrom Nikola Tesla a.d. , Beograd	AERO	2.000,00	214.315	0,00%	49	
Elan a.d. , Prijepolje	ELAN	3.024,00	188.932	0,00%	121	
Energoprojekt holding a.d. , Beograd	ENHL	540,00	187.567	10,20%	23	
Dunav osiguranje a.d. , Beograd	DNOS	1.993,00	153.674	-0,35%	46	
Messer Tehnogas a.d. , Beograd	TGAS	34.032,00	73.211	0,24%	12	

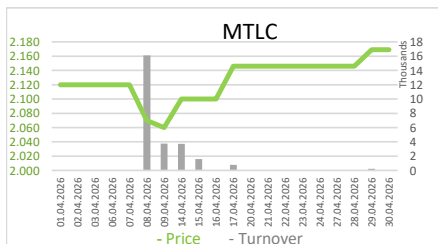
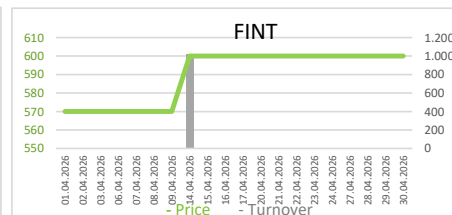
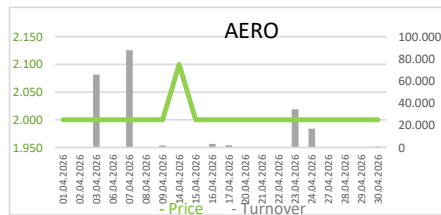
Top 3 gainers in the month				
Ticker	Price RSD	% Change	Turnover EUR	
Fabrika hleba i mleka a.d. , Surdulica	FHMS	6.869,00	14,48%	10.648
Energoprojekt holding a.d. , Beograd	ENHL	540,00	10,20%	187.567
Homolje a.d. , Žagubica	HMLJ	385,00	10,00%	10.220

Top 3 decliners in the month				
Ticker	Price RSD	% Change	Turnover EUR	
Revnost a.d. , Novi Sad	RVST	10.000,00	-16,67%	1.363
Impol Seval a.d. , Sevojno	IMPL	6.343,00	-12,99%	25.116
Utva silosi a.d. , Kovin	UTSI	4.200,00	-4,55%	36



Shares - Official Listing Segments

Prime Listing Shares								
Ticker	Issuer	Price RSD	Turnover EUR	Trades	1y price range	Issued shares	Monthly change	Market CAP
AERO	Aerodrom Nikola Tesla a.d. , Beograd	2.000,00	214.315	49	1760 - 2500	37.960.788	0,00%	646.717.890
FINT	Fintel energija a.d. , Beograd	600,00	1.022	1	570 - 670	26.510.506	5,26%	135.493.645
JESV	Jedinstvo a.d. , Sevojno	7.999,00	12.257	12	7200 - 8500	214.495	0,11%	14.615.125
MTLC	Metalac a.d. , Gornji Milanovac	2.169,00	26.143	14	1945 - 2300	2.040.000	2,31%	37.691.149





Bonds - Official Listing Segments

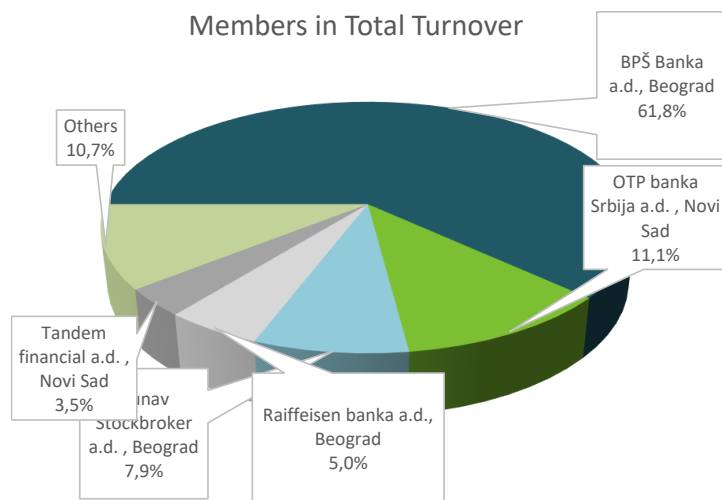
Prime Listing Bonds - top 5 Turnover							
Ticker	Issuer	Price	Turnover EUR	Trades	1y price range	No. of bonds	Monthly change
RSO25212	Republika Srbija	103,1675	7.776.807	2	102,2679 - 103,1791	10.523.260	0,83%
RSO20193	Republika Srbija	98,0000	1.836.071	3	97,95 - 101,47	19.527.230	-0,35%
RSO25211	Republika Srbija	107,8583	107.858	1	104,764 - 109,8	450.000	0,00%
RSRES05E202	Republika Srbija	96,5000	105.171	3	94 - 96,5	103.561.143	1,26%
RSRES12E203	Republika Srbija	63,1000	93.500	37	61 - 80	292.349.157	-36,90%

Top Member Statistics

Trading in shares		
Member Name	Turnover EUR	% in Turnover
ALTA banka a.d., Beograd	400.256	20,45%
Dunav Stockbroker a.d., Beograd	375.555	19,19%
M&V Investments a.d., Beograd	259.647	13,27%
Momentum Securities a.d., Beograd	225.206	11,51%
Mediolanum invest a.d., Beograd	184.699	9,44%

Member name	Trades	% in Trades
NLB Komercijalna banka a.d., Beograd	152	20,00%
Momentum Securities a.d., Beograd	141	18,55%
ALTA banka a.d., Beograd	130	17,11%
Dunav Stockbroker a.d., Beograd	74	9,74%
M&V Investments a.d., Beograd	47	6,18%

Members in Total Turnover



Trading in bonds		
Member Name	Turnover EUR	% in Turnover
BPŠ Banka a.d., Beograd	14.717.663	67,35%
OTP banka Srbija a.d., Novi Sad	2.529.557	11,58%
Dunav Stockbroker a.d., Beograd	1.493.741	6,84%
Raiffeisen banka a.d., Beograd	1.185.550	5,42%
Tandem financial a.d., Novi Sad	828.356	3,79%

Member name	Trades	% in Trades
NLB Komercijalna banka a.d., Beograd	222	22,20%
Tandem financial a.d., Novi Sad	219	21,90%
BPŠ Banka a.d., Beograd	219	21,90%
OTP banka Srbija a.d., Novi Sad	135	13,50%
Erste bank a.d., Novi Sad	51	5,10%