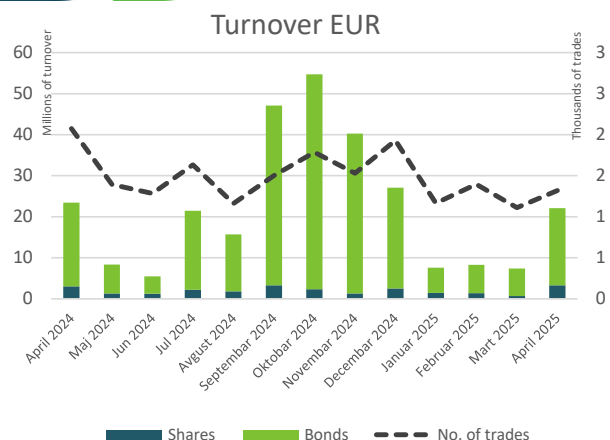


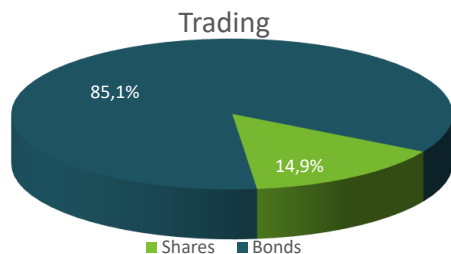


# Belgrade Stock Exchange Monthly Report

April 2025

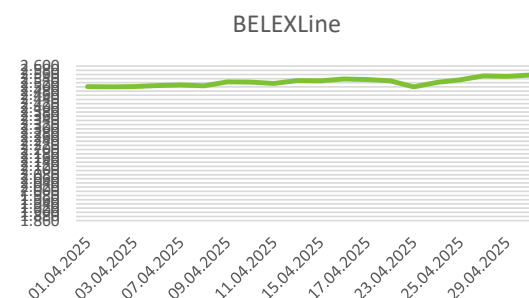
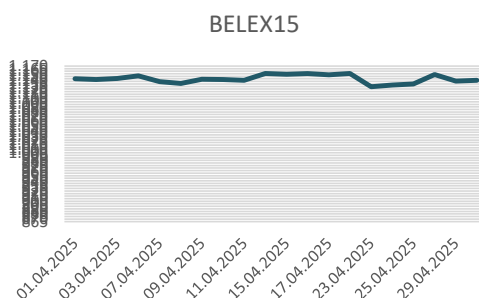


Segment	Total Turnover EUR	Trades
Prime Listing Shares	195.321	132
Prime Listing Bonds	18.812.918	829
Open Market Shares	3.086.099	354
MTP Shares	6.220	5
<b>Total:</b>	<b>22.100.558</b>	<b>1.320</b>



Total Market Capitalization (Shares) EUR: 4.085.767.547

Index	Last	Index Market Cap EUR	% Of Total Market Cap	Trades	Turnover EUR	Mothy Change	YTD
BELEX15	1142,31	1.420.367.363	34,76%	308	527.528	-1,30%	-0,39%
BELEXLine	2557,29	1.615.692.601	39,54%	429	3.147.956	1,59%	4,22%



Top 5 traded shares						
Issuer	Ticker	Price RSD	Turnover EUR	% Change	Trades	
Jugoprevoz Kruševac a.d. , Kruševac	JGPK	7.752,00	2.523.737	-3,10%	6	
Dunav osiguranje a.d. , Beograd	DNOS	1.333,00	210.944	-17,26%	108	
Messer Tehnogas a.d. , Beograd	TGAS	34.396,00	102.003	2,67%	27	
Woksal a.d. , Užice	WKSL	428,00	101.125	119,49%	6	
Jedinstvo a.d. , Sevojno	JESV	7.228,00	87.621	-7,92%	15	

Top 3 gainers in the month				
Issuer	Ticker	Price RSD	% Change	Turnover EUR
Woksal a.d. , Užice	WKSL	428,00	119,49%	101.125
Lasta a.d. , Beograd	LSTA	601,00	101,00%	4.489
Goša FOM a.d. , Smederevska Palanka	GFOM	2.000,00	24,22%	11.727

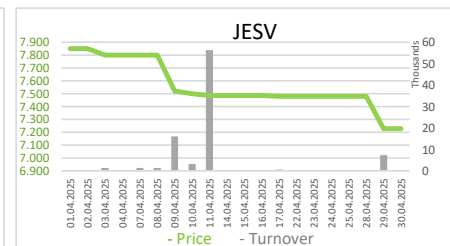
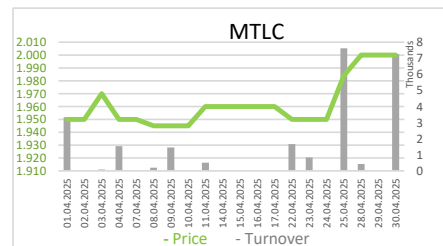
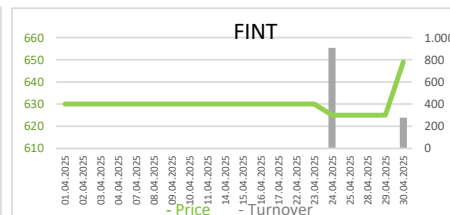
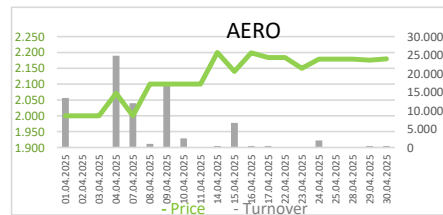
  

Top 3 decliners in the month				
Issuer	Ticker	Price RSD	% Change	Turnover EUR
PPT Armature a.d. , Aleksandrovac	PPTA	310,00	-22,50%	10.975
Beogradmontaža a.d. , Beograd	BGMN	3.000,00	-21,05%	6.220
BAS a.d. , Beograd	BASB	800,00	-20,00%	683



## Shares - Official Listing Segments

Prime Listing Shares								
Ticker	Issuer	Price RSD	Turnover EUR	Trades	1y price range	Issued shares	Monthly change	Market CAP
AERO	Aerodrom Nikola Tesla a.d. , Beograd	2.180,00	81.622	99	1800 - 2200	35.026.129	9,33%	651.552.159
FINT	Fintel energija a.d. , Beograd	649,00	1.183	2	625 - 680	26.510.506	3,02%	146.812.578
JESV	Jedinstvo a.d. , Sevojno	7.228,00	87.621	15	6533 - 8380	214.495	-7,92%	13.229.270
MTLC	Metalac a.d. , Gornji Milanovac	2.000,00	24.895	16	1600 - 2000	2.040.000	2,56%	34.814.544



Primary Trading			
Ticker	Issuer	Turnover EUR	Trades
ELIX01	Elixir Group d.o.o. Šabac	35.000.115	12



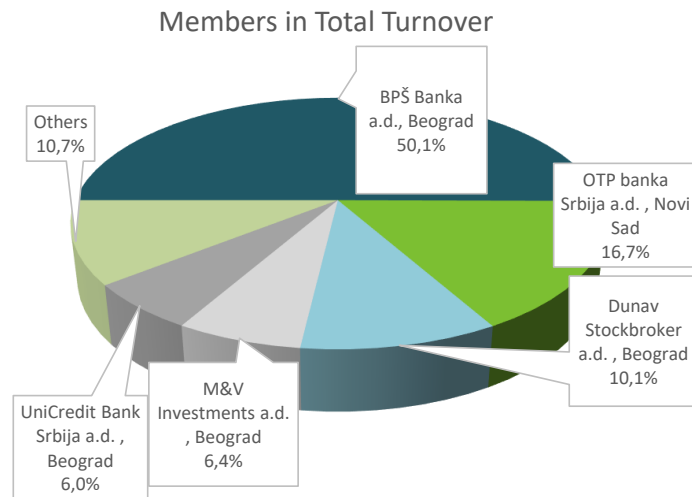
## Bonds - Official Listing Segments

Prime Listing Bonds - top 5 Turnover							
Ticker	Issuer	Price	Turnover EUR	Trades	1y price range	No. of bonds	Monthly change
RSO25210	Republika Srbija	101,7185	10.845.647	1	100,1231 - 101,7185	13.649.110	0,25%
RSO20193	Republika Srbija	97,9576	5.017.403	3	92,4501 - 100,308	19.527.230	-0,04%
RSO23208	Republika Srbija	114,0000	1.964.359	4	111,25 - 120,4238	15.000.000	-1,21%
RSRES12D202	Republika Srbija	94,8500	88.268	52	92,5 - 95,5	369.691.169	0,90%
RSRES05A202	Republika Srbija	95,0000	68.648	14	90 - 95	343.276.389	2,70%

## Top Member Statistics

Trading in shares		
Member Name	Turnover EUR	% in Turnover
M&V Investments a.d., Be	2.614.800	39,77%
ALTA banka a.d., Beograd	2.547.845	38,75%
NLB Komercijalna banka a.	369.143	5,61%
Intercity broker a.d., Beog	254.261	3,87%
Momentum Securities a.d.	252.641	3,84%

Member name	Trades	% in Trades
NLB Komercijalna banka a.	340	34,62%
Dunav Stockbroker a.d., B	96	9,78%
BPŠ Banka a.d., Beograd	88	8,96%
Momentum Securities a.d.	63	6,42%
M&V Investments a.d., Be	62	6,31%



Trading in bonds		
Member Name	Turnover EUR	% in Turnover
BPŠ Banka a.d., Beograd	22.115.948	58,80%
OTP banka Srbija a.d., Novi Sad	7.283.625	19,35%
Dunav Stockbroker a.d., Beograd	4.330.677	11,51%
UniCredit Bank Srbija a.d., Beograd	2.667.280	7,08%
Momentum Securities a.d., Novi Sad	470.743	1,25%

Member name	Trades	% in Trades
Erste bank a.d., Novi Sad	330	19,90%
BPŠ Banka a.d., Beograd	321	19,36%
Momentum Securities a.d., Novi Sad	267	16,10%
M&V Investments a.d., Beograd	241	14,54%
OTP banka Srbija a.d., Novi Sad	203	12,24%